

LED Linear High Bay

LED Linear High Bay, 131 lm/W, IP40 Dry Location, 0-10V Dimmable, Premium Indoor Luminaire, Smart Sensor Ready.

Premium Features

Lumen Output	11790 to 42051 lumens
Efficacy	131 lm/W
Input Voltage	120-277V
Dimmable	0-10V Continuous
CCT	4000K or 5000K
IP Rating	IP40 Dry Location
Size	2-FT, 4-FT
Warranty	7 Years

Applications

Premium indoor luminaire for hanging or pendant mounting in high ceiling spaces above 25 feet. Suitable for gymnasiums, warehouses, manufacturing, packaging, storage, aisles, and covered decks.

Construction

Manufactured for durability using aluminum sheet housing with semi-gloss coating to resist corrosion, discoloration, and scratching. Ventilated driver bay for additional heat dissipation. IP40 Dry Location rated for protection against solid objects 1.0mm diameter and greater, dry location: IEC 60529.

Electrical

Input voltage 120-277V models with 0-10V Continuous Dimming. Operating temperatures -4°F to 122°F (-20°C to 50°C).

Mounting

Aluminum V-Hooks and Chains for hanging standard. Optional Pendant Mount Bracket available.

Optics

Anti-UV Frosted Polycarbonate Lens standard. Protective Wire Guards available.

Controls

Fixture mounted Daylight, Bi-level Dimming, and Motion Detection Sensor available.

Emergency

Externally Bracket Mounted, 8W or 16W 90 Minute Emergency Battery Backup available.

Listings

UL certified to meet US and Canadian standards. FCC, and RoHS compliant. Listed to qualify for energy-efficient LED lighting rebates.

Warranty

5 yr /50K hrs.

2-FT and 4-FT Models



Industry Standard Design



Correlated Color Temperatures (CCT)

4000K

5000K



Specifications

Energy Data

Input Voltage: 120-277V

Input Frequency: 50/60 Hz

Wattage: 90W, 110W, 162W, 225W, 321W

Power Factor: >0.9

Total Harmonic Distortion (THD): <15%

Operating Temperature: -4°F to 122°F (-20°C to 50°C)

Lighting Data

Lumens: 11790, 14410, 21222, 29213, 42051

Lumens Per Watt: 131 lm/W

Color Correlated Temperature (CCT): 4000K, 5000K

Dimmable: 0-10V

Color Rendering Index (CRI): >80

L70: 75000 hours

Ordering Information

Model	Size	Wattage	Voltage	Current	Lumens	Efficacy	CCT	Dimming	Color	Dimensions	Weight
ETH-HBE-2-90W-4K	2-FT	90W	120-277V	0.75A@120V, 0.32A@277V	11790	131 lm/W	4000K	0-10V	White	23.80"L x 12.60"W x 3.62"H	9.27 lbs
ETH-HBE-2-90W-5K	2-FT	90W	120-277V	0.75A@120V, 0.32A@277V	11790	131 lm/W	5000K	0-10V	White	23.80"L x 12.60"W x 3.62"H	9.27 lbs
ETH-HBE-2-110W-4K	2-FT	110W	120-277V	0.92A@120V, 0.40A@277V	14410	131 lm/W	4000K	0-10V	White	23.80"L x 12.60"W x 3.62"H	9.27 lbs
ETH-HBE-2-110W-5K	2-FT	110W	120-277V	0.92A@120V, 0.40A@277V	14410	131 lm/W	5000K	0-10V	White	23.80"L x 12.60"W x 3.62"H	9.27 lbs
ETH-HBE-2-162W-4K	2-FT	162W	277-480V	1.35A@277V, 0.58A@480V	21222	131 lm/W	4000K	0-10V	White	23.80"L x 17.30"W x 3.62"H	10.20 lbs
ETH-HBE-2-162W-5K	2-FT	162W	277-480V	1.35A@277V, 0.58A@480V	21222	131 lm/W	5000K	0-10V	White	23.80"L x 17.30"W x 3.62"H	10.20 lbs
ETH-HBE-4-225W-4K	4-FT	225W	120-277V	1.88A@120V, 0.81A@277V	29213	131 lm/W	4000K	0-10V	White	45.90"L x 12.60"W x 3.62"H	17.20 lbs
ETH-HBE-4-225W-5K	4-FT	225W	120-277V	1.88A@120V, 0.81A@277V	29213	131 lm/W	5000K	0-10V	White	45.90"L x 12.60"W x 3.62"H	17.20 lbs
ETH-HBE-4-321W-4K	4-FT	321W	120-277V	2.68A@120V, 1.16A@277V	42051	131 lm/W	4000K	0-10V	White	45.90"L x 17.30"W x 3.62"H	18.35 lbs
ETH-HBE-4-321W-5K	4-FT	321W	120-277V	2.68A@120V, 1.16A@277V	42051	131 lm/W	5000K	0-10V	White	45.90"L x 17.30"W x 3.62"H	18.35 lbs

Mount		Sensor		Accessory	
HBPM	Pendant Mount Bracket	Leviton OSHFU-ITW	PIR Fixture Mount Occupancy Sensor	HBWG2M	Wire Guard for 2-FT 90W, 110W
(Blank)	V-Hooks and Chains (Standard)	Leviton HB011-PDX	PIR Fixture Mount Dimming Sensor with Daylight Harvesting	BWG2L	Wire Guard for 2-FT 162W
		Leviton OSFLO-W	SNAP LOCK Offset Adapter	HBWG4M	Wire Guard for 4-FT 225W
		(Blank)	None	HBWG4L	Wire Guard for 4-FT 321W
				EMJ-0825-010/105-J2-08W	External Install - Emergency 90-min 8W Battery Backup and 25W Driver
				EMJ-0825-010/105-J2-16W	External Install - Emergency 90-min 16W Battery Backup and 25W Driver
				(Blank)	None

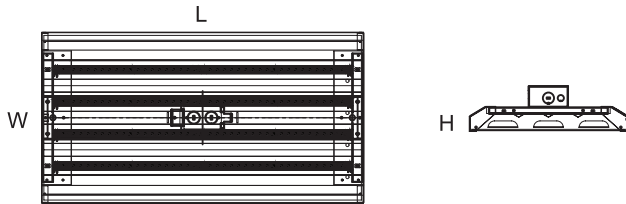


Shipping Information

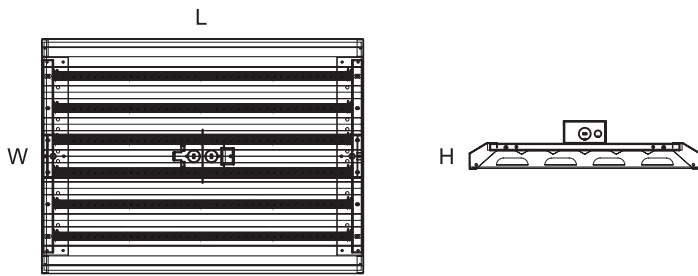
Model Wattage	Unit Weight	Shipping Dimensions	Shipping Weight	Quantity /Box
2-FT 90W	9.27 lbs	25.00"L x 13.00"W x 4.00"D	10.97 lbs	1
2-FT 110W	9.27 lbs	25.00"L x 13.00"W x 4.00"D	10.97 lbs	1
2-FT 162W	10.20 lbs	25.00"L x 18.00"W x 4.00"D	12.00 lbs	1
4-FT 225W	17.20 lbs	47.00"L x 13.00"W x 4.00"D	19.60 lbs	1
4-FT 321W	18.35 lbs	47.00"L x 18.00"W x 4.00"D	20.60 lbs	1

Physical Dimensions


2-FT 90W and 110W Models 23.80"L x 12.60"W x 3.62"H



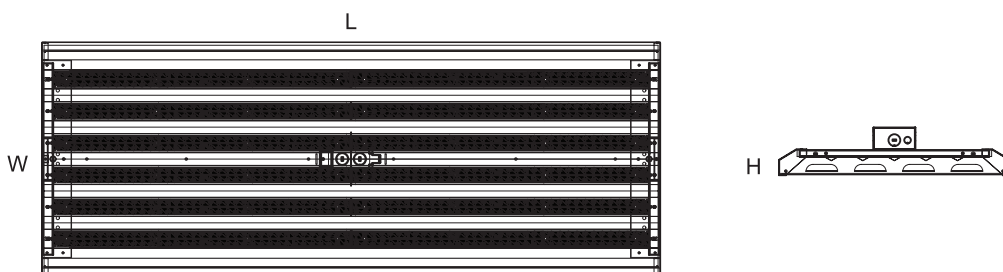
2-FT 162W Models 23.80"L x 17.30"W x 3.62"H



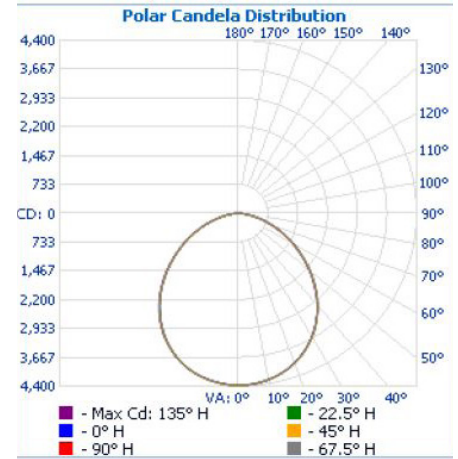
4-FT 225W Models 45.90"L x 12.60"W x 3.62"H



4-FT 321W Models 45.90"L x 17.30"W x 3.62"H



Photometric Characteristics



*Example of 90W 120-277V